




NAME \_\_\_\_\_ DATE \_\_\_\_\_

## FRACTIONS MODEL EQUIVALENT TO WHOLE NUMBERS

Count the parts in the whole. Then choose the fraction for the whole.

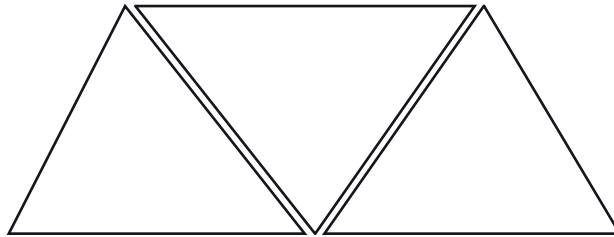


$\frac{1}{2}$

$\frac{2}{2}$

$\frac{2}{1}$

$\frac{2}{3}$

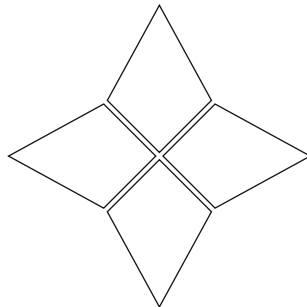


$\frac{2}{3}$

$\frac{1}{3}$

$\frac{3}{1}$

$\frac{3}{3}$



$\frac{4}{4}$

$\frac{2}{4}$

$\frac{1}{4}$

$\frac{4}{2}$